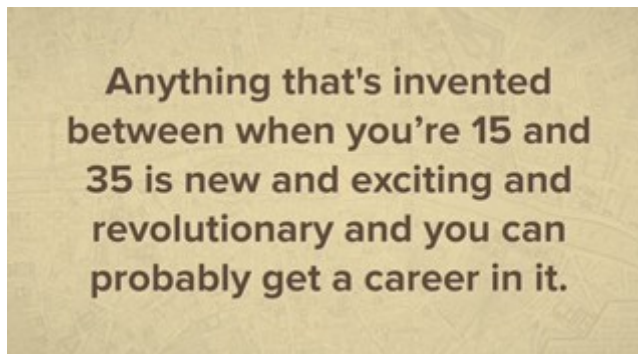


Contents:



15 Things Not to Do in Japan

2



Web Design and Its Evolution

4



The Greatest Guide to Online Shopping Is Right Here

5



5 Actions That Result in Success

7



15 Things Not to Do in Japan (reading – 5.2. - 11.2.)

by: **Bob Tom**

If you have plans to visit Japan, there are some things you need to know. Familiarizing yourself with some basic Japanese cultural practices will go a long way in making your trip there enjoyable. Also, you are not likely to get into trouble. Here are things you should not do based on Japan culture.

1. Don't enter a house wearing your shoes

Are you used to walking around in your house in your shoes? Well, you might get yourself in trouble if you do that in Japan. There is a special place where you should keep your shoes before entering the house. Also, there are slippers for guests when entering a room.

2. Don't shout on the train

Trains are very common in Japan. However, people don't make noise while in trains. They are always silent. If you have to speak to someone, do it in a low tone. Use your earphones if you have to listen to some music.

3. Don't use your phone on trains

As indicated earlier, Japanese don't like any noise in the trains. You will rarely find someone using his phone to make a call in the train. If you have to use your phone, send a message or talk in a low tone so as not to distract other people.

4. Don't eat on trains

Japanese do not eat when traveling on commuter trains. Drinking is okay unless the train is too crowded. However, in long distance trains, eating and drinking are allowed. Food and beverages are also sold in such trains.

5. Don't forget to remove toilet slippers

Once you get to Japan, you will notice that there are slippers only used when going to the toilet. These slippers are easily noticeable since they have particular words or pictures. Always remember to remove them when entering your house or walking on the streets.

6. Don't tip anyone

While it is common to tip anyone after an excellent service in many cultures, Japan is an exception. No matter how satisfied you are with their service, they never accept tips. In fact, someone will come running after you, returning the tip!

7. Don't ignore someone you are speaking with

If you are talking with a Japanese person, always stay calm and attentive. You may sound impolite and rude by just failing to show that you have understood a point. Whenever speaking, show your attentiveness by talking back.

8. Don't photograph everything

Despite Japan being a beautiful country, you are not allowed to take photos everywhere. It is advisable to always ask someone before taking photos. You must be granted permission to take pictures in museums, temples, and shrines.

9. Don't hug anyone you meet

Hugging is common in western countries. However, in Japan, it is not. You don't hug someone you come across in Tokyo streets. Most of the older folks don't like the habit. If you want to hug someone, then it's best

to know their age group and whether they are comfortable with it.

10. Don't eat or drink when walking

It is uncommon to find Japanese eating or drinking while they are walking. Even on the streets with food stalls they always find a place to sit. Now you know how to behave when you are on Japanese streets so you don't look foreign.

11. Don't receive a present with one hand

Whenever receiving a gift or a visiting card from a Japanese, use your two hands and bow. Then tell him thank you. On receipt of a gift, don't open it until the person who has given it to you has left.

12. Don't throw away trash haphazardly

Another thing you might find hard to get used to is how to handle your trash. In most cities around the world, there are a lot of trash cans however, Japanese cities are different. People are encouraged to carry their trash until they find a place to dispose of it.

13. Don't fail to say "thank you"

The verb "thank you" is highly valued in Japan. Learn to say it after being served in a hotel or store. Familiarize yourself with how bowing is done in Japan. You must always bow and say thank you when you meet with elders.

14. Don't write down a person's name in red ink

In Japan, it is OK to write "goodbye" in red ink but not a person's name. The Japanese consider it to be disobedient. Therefore, if you have to write down your Japanese friend's name, you know which color to avoid.


15. Don't be shy

It is common for tourists to ask for help from locals. When you get to Japan, don't be shy or afraid of asking for anything. They are very friendly and helpful. Even when you accidentally forget something somewhere, go back as no one is going to take it away.

About The Author

BiggieTips - Tips and Tricks for Your Daily Life (<http://www.biggietips.com>)

BiggieTips is dedicated to BIG TIPS to help you get things done more efficiently. You will master how to do everything in a bigger way and live smarter. Topics include Home, Health, Lifestyle, Travel, Technology, Entertainment, Business and Video.





Web Design and Its Evolution (reading – 12.2. - 18.2.) by: **Helen Kerr**

Web design has come a long way since August 1991 when the first ever website was launched. Tim Berners-Lee published a text-based site on behalf of the European Organisation for Nuclear Research. The site itself was informative only and in no way interactive. Primitive in its looks, content included hyperlinks and was actually removed from the web in 1993. It was later decided to reinstate the website due to the importance of human and technological development.

Q: What's one of the biggest differences between websites of the early 1990's and those of today?

A: The first website ever created was solely for informative purposes whereas today, owners can offer a wealth of information, sell products and services, provide platforms for social interaction and much more. All of this is carried out in a visually appealing manner.

Q: Can we talk about speed?

A: Absolutely! You may have been around long enough to remember the days of dialup internet. If not, it's highly recommended you look into it. Those used to lighting fast fibre broadband will almost certainly be enlightened to learn the process of dialup and how this would mean the telephone (land line) could not be used and was somewhat slow and at times intermittent. Taking this into consideration, websites of 90's were based primarily around text. Design layouts were a concept of the future along with imagery, typography and navigation. Due to the simplistic (looking) nature of a primitive website, it meant that the user experience was as optimised as it possibly could be and this notion was based upon a user requiring information from a website that worked through a dialup connection.

Q: So what happened next?

A: Towards the mid 1990's on site page builders began to grow in popularity with web designers choosing this option as a preferred layout. Offering tables, columns and rows, content was able to be separated into specific blocks based upon a subject or category. This meant a web page held even more visual appeal than that of those from the early 1990's. The main focus continued to be the users' experience.

Q: Do you remember the page counter?

A: Page counters were great landmarks, offering insight into the number of people who visited a web page. This type of information was important to both the website owner and the customer. The former gives an idea of the number of people landing on the website with the latter giving the potential reader an idea of website popularity.

Q: Can we look at page structure then and now?

A: As previously mentioned, early website structure was based heavily around text before moving onto a more boxy feel in terms of blocks and columns. Today, web pages are hot on offering great navigation in order to complete a call to action in as fewer clicks as possible. Great images, well-written content and trust signals are all strategically placed within a professional build.

Q: Can we learn about the 2000's?

A: This is where content and design saw a clear separation through the magical realms of CSS. Whitespace became a positive aspect making way for the eradication of block colours throughout a web page. Another positive feature of this era included the addition of links to icons as well as text. Resolution and pixelation moved to the forefront of important design considerations.

Q: What about today?

A: Known in the industry as the 'modern web', and starting out with the birth of Web 2.0, this modern era has built up over time including the likes of social media integration, interactive content and multimedia

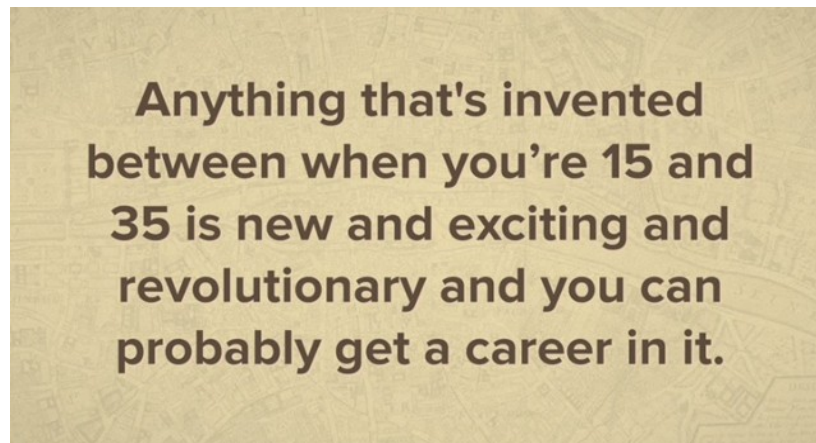
applications. Results over time have mapped out how websites are built and how we have come to market them today.

With the user experience always at the forefront of design and development since 1993, it will be interesting to re-visit in a further decade.

About The Author

Helen Kerr has worked within the Digital Marketing industry for over a decade and her company, Inner City Digital specialises in web design and development.

Article Source: http://EzineArticles.com/expert/Helen_Kerr/2434059



The Greatest Guide to Online Shopping Is Right Here (reading – 19.2. - 25.2.) by: **Bonnie Hill**

When you are shopping online, you should only shop at reputable stores. If the store does not have a good reputation, you may be asking for trouble. Some people have had their credit card and personal information stolen from shopping on less than reputable websites. Be careful and protect your private information.

Never try to shop directly from a link someone sent you in an email, unless it's a widely known and respected site, like Ccwholesaleclothing.com. Too many consumers get tricked into scams via hyperlinks in questionable emails. Visit the URL of the site mentioned in the mail, instead of clicking the link itself.

Before doing shopping online, be sure your antivirus is current. You may come across a lot of suspect websites while shopping online. There are those who offer deals that are too good to be true just so they can spread malware to your computer. Take reasonable precautions before visiting any online venue, regardless of your level of trust.

If you are going to be doing some shopping online for wholesale clothing, make sure you understand the

liability for each credit card you use online. Many credit cards have automatic fraud prevention built in while others offer it for a minimal fee. You do not want to get stuck with purchases made on your card if the number is stolen.

When getting things shipped to your home that you bought online, know your consumer rights regarding time tables and condition of products. You have a right to receive items according to the terms stated when you ordered them and reasonable expectations of goods being undamaged. Check with the BBB for exact specifics and get what's coming to you fairly! For highly discounted items or off price clothing, CC Wholesale Clothing is the #1 choice will definitely exceed your expectations.

If you like an online store, sign up for their email distribution list. You will probably receive some coupons and information about deals in your mailbox. Check these emails regularly to stay up to date with good deals and promotional offers. Most online stores often offer free shipping or discounts on certain products.

When shopping online, always try to keep in mind the price of shipping as CC Wholesale Clothing is the leading clothing store offers discount junior clothing, cheap women clothing and off price men clothing. Many sites offer free shipping on orders over a certain amount. In the event that you do have to pay shipping, make sure that it is going to fit into your budget after you've added everything to your cart. Having a full cart only to find out you cannot afford the shipping is never a fun experience.

Now that you have read these tips, you can start shopping online. You will know how to buy the things you need at a discount, and you can have these things shipped directly to you. Global reach, infinite selection, cheap prices, 24-hour access: The benefits of shopping online go on and on!

About The Author

Bonnie Hill is an experienced content writer who has written various articles on wholesale clothing, discount juniors clothing and off price clothing.

Article Source:

<http://www.articlebiz.com/article/1051641637-1-the-greatest-guide-to-online-shopping-is-right-here/>





5 Actions That Result in Success (reading – 26.2. - 4.3.)

by: **Mason Gruenberg**

Perhaps you have thought of how much believing in yourself makes a difference in your quality of life? A strong belief in yourself can bring you all these benefits plus much more:

- you recognize your capacity to achieve goals
- you are optimistic concerning the future as you set objectives and accomplish them
- deep down inside, you know you are able to do anything
- you treat yourself kindly
- you are feeling uplifted and more satisfied with life
- you're motivated to get things done
- you have got faith, no matter what
- you see and revel in the abundance around you
- others feel drawn to you

Wouldn't you like to enjoy these qualities of confidence and well-being every day? The good news is you can! You'll find actions you can take to build up your belief in yourself.

Whether you feel lacking with this area or just want to strengthen your belief for the extra benefits, try these thoughts to further develop your belief:

1. Think about in your own abilities to get something finished. Be your own best cheerleader and encourage yourself to get your tasks completed. Figure out how to divide huge tasks down into attainable parts. After that, even when times are tough and your courage is low, you will know that it can be done.

2. Make dreams. Whether it is getting the career you desire, obtaining additional training, meeting someone you admire, traveling to a distant place, or setting a goal to save a million dollars, connect with your dreams.

* Where you come from, the money you are making, and the folks you hang out with are insignificant to the dreams you create. Dreams are often focused on what you would like for yourself in the future. When you believe on your dreams, you may also believe in you!

3. Establish goals and go for the gold. Believing in yourself means you're motivated to get things done. Get into the custom of setting targets (both short-term and long-term). After that, you can take active steps to accomplish them.

4. Treat yourself well. Treating yourself with a nurturing character and the knowledge that you're a deserving human being is a crucial aspect of developing belief in yourself.

* Pamper yourself whenever you want it. Recognize that others ought to treat you with respect and love.

5. Ensure motivation is high. When you want to achieve your responsibilities with distinction and achieve your goals, it's an unbelievable witness to your degree of motivation. Build momentum to fuel your motivation.

6. Over the tough times, keep the faith. Nobody is immune from experiencing rocky chapters in his/her life. But when you believe in yourself, you can meet those challenging phases with a positive, solid fortitude. You will push ahead, go through the trying moments and know you'll come out on the other side smarter, stronger and surer of yourself.

7. Recognize the bounty you possess. No matter what period of life you're living, look for the good all around you. Get the most you can from every moment.

* Is the chair you are sitting on comfortable? Do you think you're secure and warm now?

* Whatever you love in your life, be grateful. Hold gratitude.

Believing in yourself is probably the most powerful choices you can make. Practice these techniques and you

will discover the sheer delight and luxury of knowing you can do whatever it is you select when you believe in yourself.

About The Author

If you have faith in yourself, you can do literally anything More hints.

Article Source:

<http://www.articlebiz.com/article/1051608398-1-5-actions-that-result-in-success/>

